

## Instructions on How to Accept/Decline Invitation to the Dual Enrollment Academy Programs

**Deadline to accept or decline invitation is Monday, May 6<sup>th</sup> at 5:00pm**

**Failure to accept your invitation by the deadline may result in releasing your spot to another qualified candidate.**

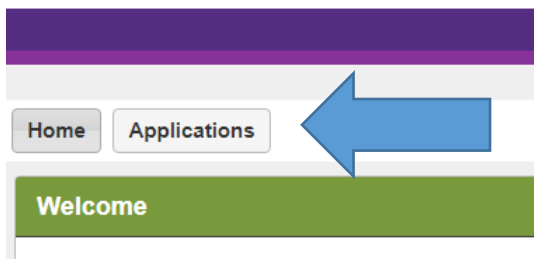
Click on link to Self-Service Center/Application Portal to Sign in:

<https://southtexas.radiusbycampusgmt.com/ssc/aform/Md670c880B0G0x6702A8771.ssc>

Sign-In with your Username and Password:

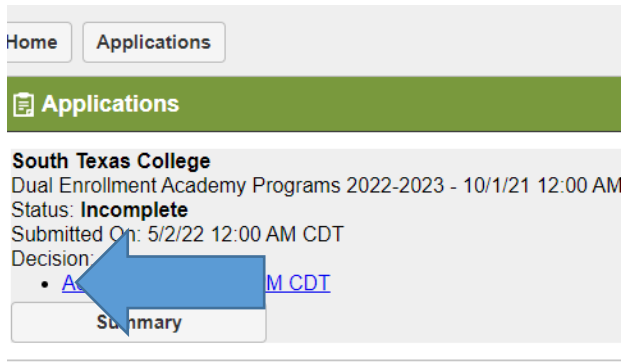
A screenshot of the web application's sign-in page. It features a purple header bar at the top. Below it is a green bar with the text "Sign In". Underneath, there are two input fields: "Username: Username" and "Password: Password". To the right of the password field is a "Sign In" button and a blue link that says "Forgot Username/Password?". At the bottom right of the page, there is a small copyright notice: "© South Tex".

Click on "Applications" button on top left-hand side:



## Instructions on How to Accept/Decline Invitation to the Dual Enrollment Academy Programs

1. Click on decision:




Home Applications

**Applications**

**South Texas College**  
Dual Enrollment Academy Programs 2022-2023 - 10/1/21 12:00 AM  
Status: **Incomplete**  
Submitted On: 5/2/22 12:00 AM CDT  
Decision:  
• [Accepted](#) [M CDT](#)

Summary

2. If admitted, student must select “Respond” on top right-hand corner.



Respond Print

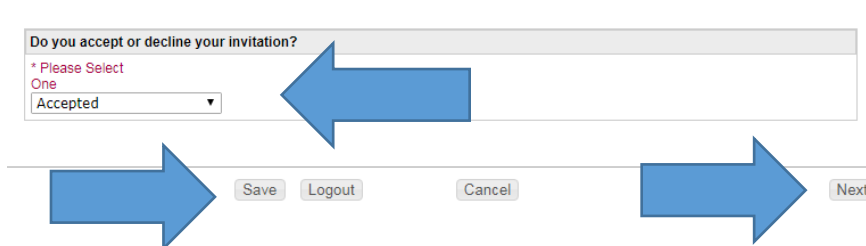
ident,

are pleased to inform you that you have been selected for admission to the Dual Enrollment Medical Science Academy (DEMESA) at South Texas College-Mid Valley. Campus set to begin in the summer II 2018. Your academic profile confirms your dedication to personal and educational growth. The selection committee is confident that you will continue to grow and move forward with a high level of performance.

3. From the drop-down menu, you must select “Accepted or “Declined” to indicate whether you will or will not be accepting your invitation to participate in the Academy programs. You must then click “Save”, then click “Next” to ensure your selection is recorded.

**Accepted: You are accepting your invitation and you will be attending the required meeting**

**Declined: You are declining your invitation and will not be attending required meeting**



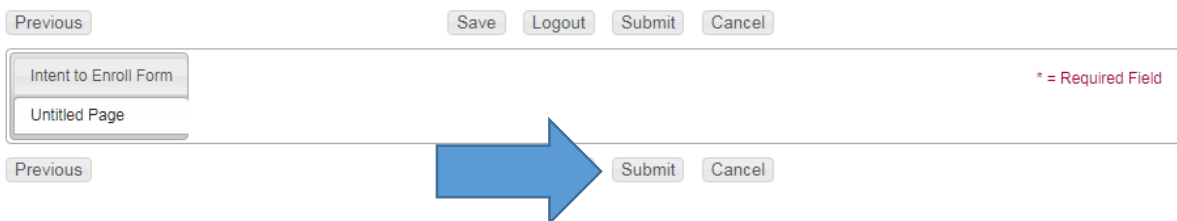
Do you accept or decline your invitation?

\* Please Select One

Accepted

Save Logout Cancel Next

4. Click “Submit”, then click “OK”



Previous Save Logout Submit Cancel

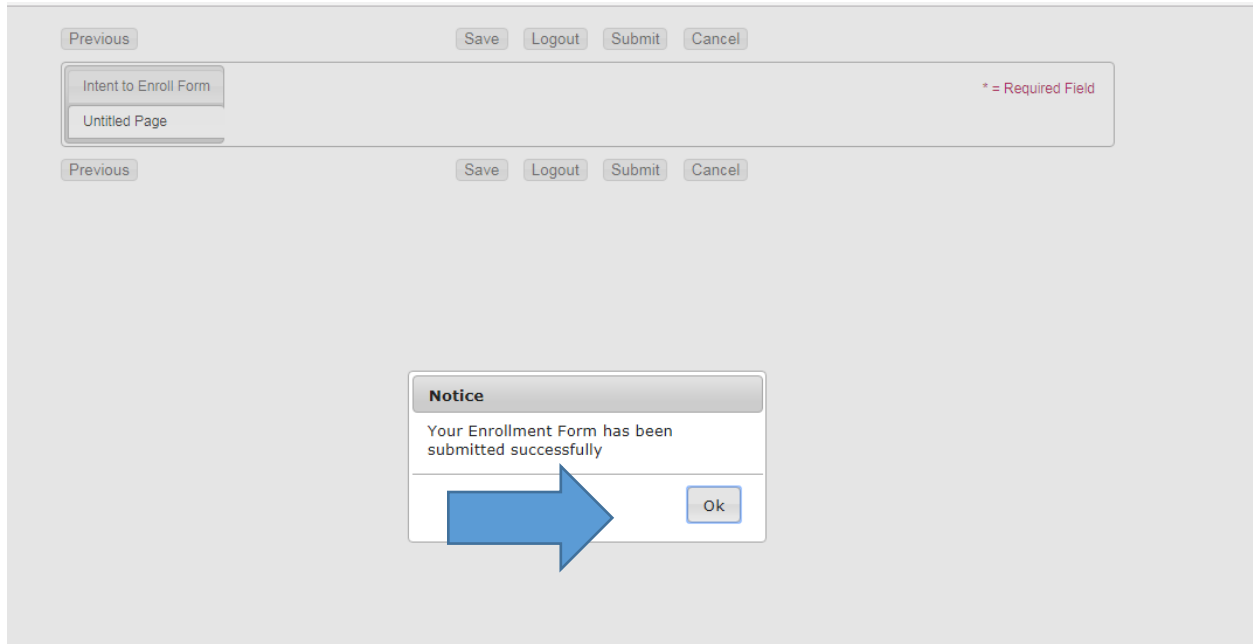
Intent to Enroll Form

Untitled Page

Previous Submit Cancel

\* = Required Field

## Instructions on How to Accept/Decline Invitation to the Dual Enrollment Academy Programs



The screenshot shows a web interface with a top navigation bar containing buttons for 'Previous', 'Save', 'Logout', 'Submit', and 'Cancel'. Below this is a breadcrumb trail with 'Intent to Enroll Form' and 'Untitled Page'. A legend indicates '\* = Required Field'. A central 'Notice' box displays the message: 'Your Enrollment Form has been submitted successfully'. A large blue arrow points from the 'Notice' box towards the right, and an 'Ok' button is located at the bottom right of the notice box.

**Deadline to accept or decline their invitation is Monday, May 6<sup>th</sup> at 5:00pm**

**Failure to accept your invitation by the deadline may result in releasing your spot to another qualified candidate.**