

Creating an STC Account

1. Navigate to the Continuing, Professional, and Workforce Education [webpage](#) and click the “Create an Account” button.

Continuing, Professional, and Workforce Education

Welcome
CPWE Staff

Programs

- Arts and Crafts
- Business
- Education
- ESL - English as a Second Language
- Health Care
- Online Programs
- Photography
- Real Estate
- Kids College
- Technology and Trades
- Truck and Bus Driving

Services

- Career Pathways
- Customized Corporate Training
- Leisure Learning and Personal Enrichment
- Test Preparation
- High School Equivalency Program

Health Care ESL GED Real Estate

Continuing, Professional, and Workforce Education

Providing quality and lifelong education opportunities through career preparation, career pathways, customized corporate training, professional education and development, professional conferences, and personal enrichment courses.

Online Courses Available
[View Online Programs](#)

Sign up Today!
[Course Registration](#)

Book An Appointment
[Book Now](#)

Don't Have An Account?
[Create an Account](#)

Contact Information
Pecan Plaza
2621 W. Pecan Blvd,
McAllen, TX 78593
956-872-3585
cpwe@southtexascollege.edu

Monthly Schedule
[View Schedule \(PDF\)](#)

Locations

2. Answer the questions under the “Tell Us About Yourself” page.

Note: If you answered “Yes” to any of the questions please follow the instructions stated.

The screenshot shows the top navigation bar of the South Texas College website with links for STUDENTS, FACULTY/STAFF, JAGNET, BLACKBOARD, and A-Z INDEX. Below the navigation bar is the South Texas College logo and a search bar. The main content area is titled "CONTINUING EDUCATION" and features a "Tell us about yourself" form. The form includes three questions with "Yes" and "No" buttons:

- Have you attended South Texas College in the last semester?
- Have you attended South Texas College prior to last semester?
- Have you ever been a South Texas College Employee?

Below the questions, there is a message: "Good news! We can speed up the process. You might have an account in record with us. Please try logging in with your credentials here: [Jagnet](#) or contact Continuing Education for more help at [956-872-3585](tel:956-872-3585) to verify your account."

Note: If you answered “No” to all questions you will be prompted to enter your personal email after answering the third question. If you do not have an email address please create one using the email provider of your choosing.

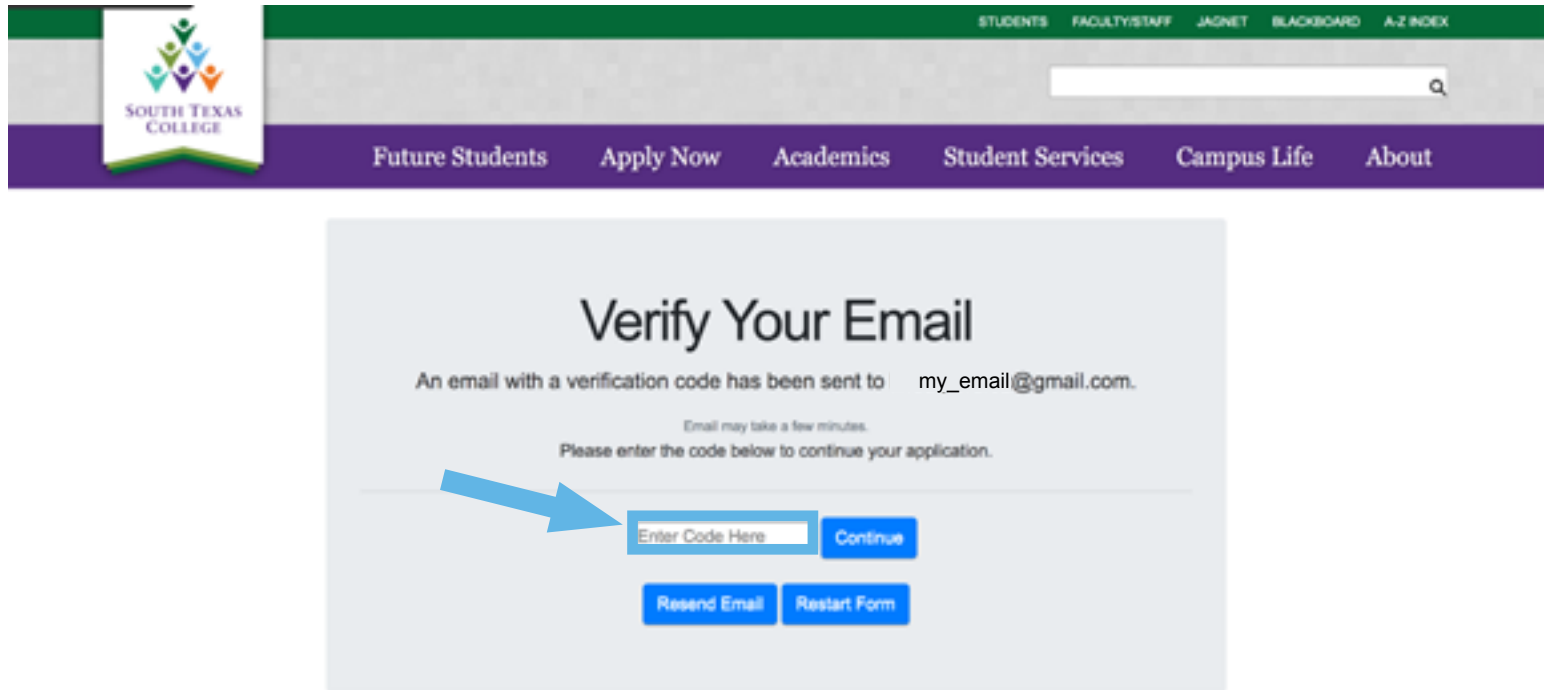
This screenshot is similar to the one above but includes a fourth question: "Do you have an external Email account?". The form is titled "CONTINUING EDUCATION" and "Tell us about yourself".

Please Note You Will Need A External Email To Continue

If you do not have a one, please sign up with one of the following links.



3. You will be emailed a verification code to the email address provided. Input the code then click “Continue”



STUDENTS FACULTY/STAFF JAGNET BLACKBOARD A-Z INDEX

SOUTH TEXAS COLLEGE

Future Students Apply Now Academics Student Services Campus Life About

Verify Your Email

An email with a verification code has been sent to my_email@gmail.com.

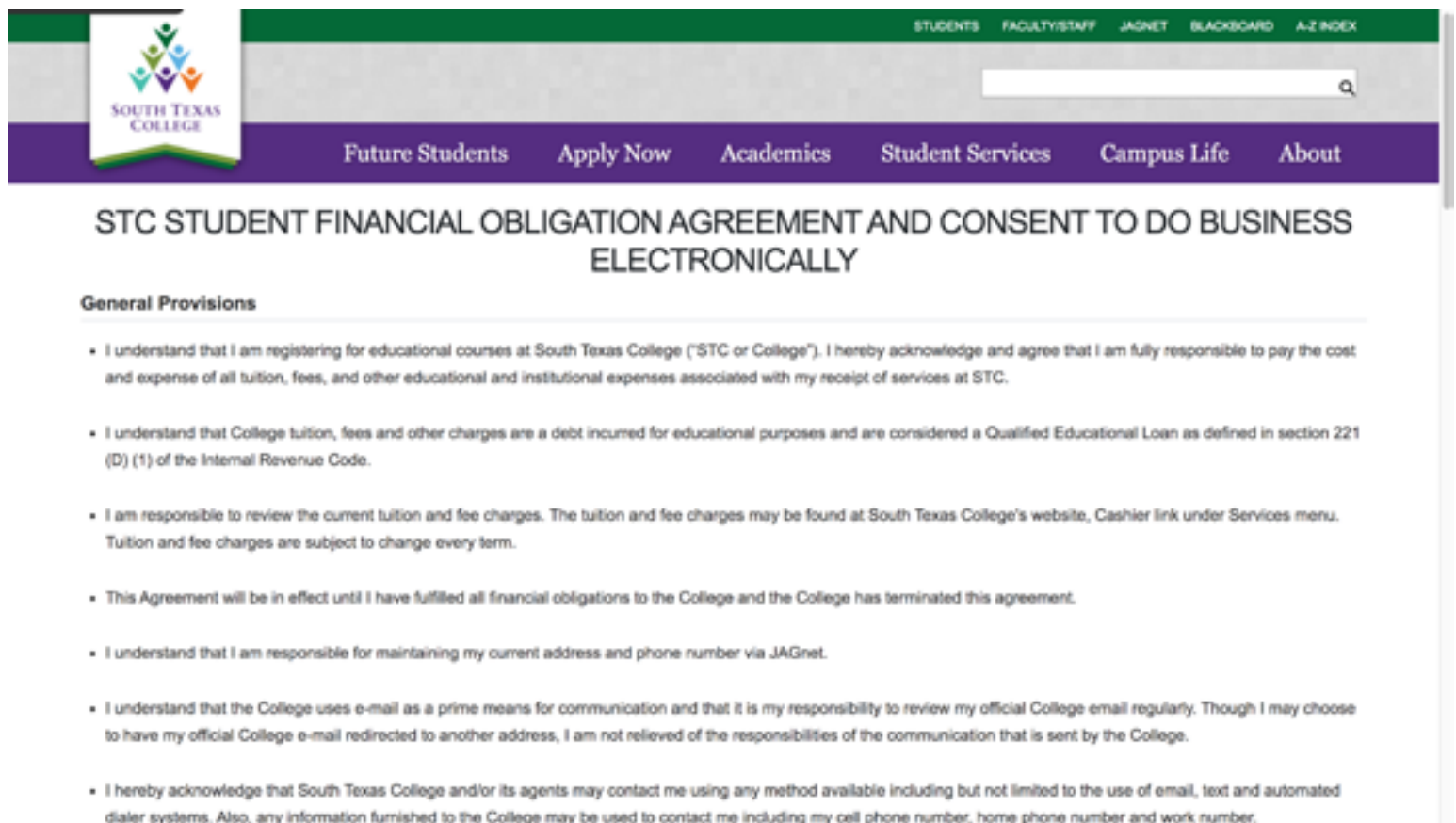
Email may take a few minutes.

Please enter the code below to continue your application.

Enter Code Here Continue

Resend Email Restart Form

4. Please read the STC Student Financial Obligation Agreement and Consent to do Business Electronically page then click “Continue” at the bottom of the page.



STUDENTS FACULTY/STAFF JAGNET BLACKBOARD A-Z INDEX

SOUTH TEXAS COLLEGE

Future Students Apply Now Academics Student Services Campus Life About

STC STUDENT FINANCIAL OBLIGATION AGREEMENT AND CONSENT TO DO BUSINESS ELECTRONICALLY

General Provisions

- I understand that I am registering for educational courses at South Texas College (“STC or College”). I hereby acknowledge and agree that I am fully responsible to pay the cost and expense of all tuition, fees, and other educational and institutional expenses associated with my receipt of services at STC.
- I understand that College tuition, fees and other charges are a debt incurred for educational purposes and are considered a Qualified Educational Loan as defined in section 221 (D) (1) of the Internal Revenue Code.
- I am responsible to review the current tuition and fee charges. The tuition and fee charges may be found at South Texas College’s website, Cashier link under Services menu. Tuition and fee charges are subject to change every term.
- This Agreement will be in effect until I have fulfilled all financial obligations to the College and the College has terminated this agreement.
- I understand that I am responsible for maintaining my current address and phone number via JAGnet.
- I understand that the College uses e-mail as a prime means for communication and that it is my responsibility to review my official College email regularly. Though I may choose to have my official College e-mail redirected to another address, I am not relieved of the responsibilities of the communication that is sent by the College.
- I hereby acknowledge that South Texas College and/or its agents may contact me using any method available including but not limited to the use of email, text and automated dialer systems. Also, any information furnished to the College may be used to contact me including my cell phone number, home phone number and work number.

5. Fill out the Continuing Education Application then click “Continue” at the bottom of the page.

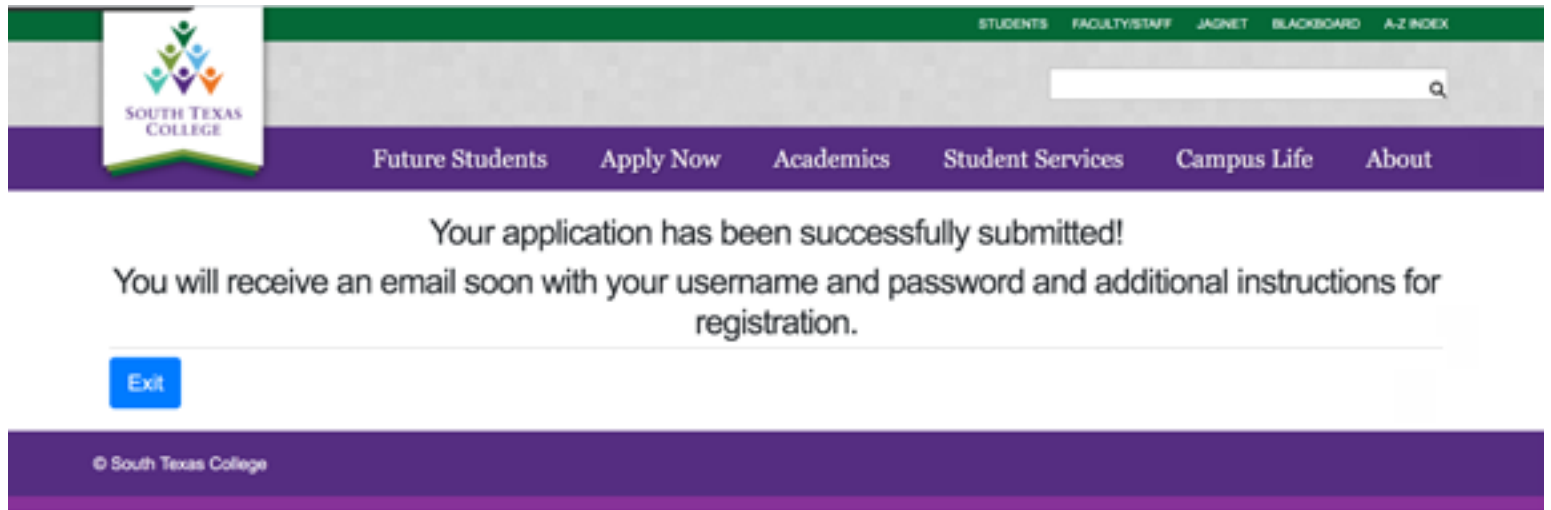
The screenshot shows the top navigation bar of the South Texas College website with links for STUDENTS, FACULTY/STAFF, JAGNET, BLACKBOARD, and A-Z INDEX. Below the navigation bar is a search bar and a purple menu bar with links for Future Students, Apply Now, Academics, Student Services, Campus Life, and About. The main heading is "CONTINUING EDUCATION APPLICATION". The form includes the following fields: Email: my_email @gmail.com; First name, Middle name, Last name; Date of Birth (Month, Day, Year); Gender; Mailing Address; Zip; City; State.

6. Review the information to make sure it is correct and then click the “Submit Form” button.

The screenshot shows the "SUMMARY OF INFORMATION GIVEN" page on the South Texas College website. The page includes the same navigation bar and menu as the previous screenshot. The main heading is "SUMMARY OF INFORMATION GIVEN". Below the heading is a warning message: "Please check that all information is correct before submitting." The summary information is as follows: Name: My Name; Birth Date: / /; Gender: ; Country: United States; State: Texas; City: McAllen; ZIP Code: 78504; Address: 1230 Jaguar Lane; Phone: (956) 8720000; Race: White. At the bottom of the summary, there are two buttons: "Submit Form" and "Back". A blue arrow points to the "Submit Form" button.

Congratulations! You have created an STC account and will now be able to register for Continuing Education courses online.

Note: Please allow 24 hours for the account to be activated.



The screenshot shows the top navigation bar of the South Texas College website. The navigation bar is green and contains the following links: STUDENTS, FACULTY/STAFF, JAGNET, BLACKBOARD, and A-Z INDEX. Below the navigation bar is a search bar. The main content area is purple and contains the following text: "Your application has been successfully submitted!" and "You will receive an email soon with your username and password and additional instructions for registration." Below this text is a blue "Exit" button. The footer of the page is purple and contains the text "© South Texas College".

STUDENTS FACULTY/STAFF JAGNET BLACKBOARD A-Z INDEX

SOUTH TEXAS COLLEGE

Future Students Apply Now Academics Student Services Campus Life About

Your application has been successfully submitted!

You will receive an email soon with your username and password and additional instructions for registration.

Exit

© South Texas College