

Executive Summary

Concurrent Enrollment Satisfaction Survey 2001

During Spring Semester 2001 the Concurrent Enrollment Satisfaction Survey was administered to 131 concurrent enrollment classes. Since the survey is designed to measure satisfaction with a particular class, some students could have filled out multiple surveys resulting in up to 1891 potential responses from 1388 students. Due to the survey being administered after finals, results were obtained from only 641 students in 60 classes a response rate of approximately 34%. Given the number of students captured and the consistency of the findings, the results of this survey can be viewed as a strong indicator of what the results would have been for the entire group.

Major findings:

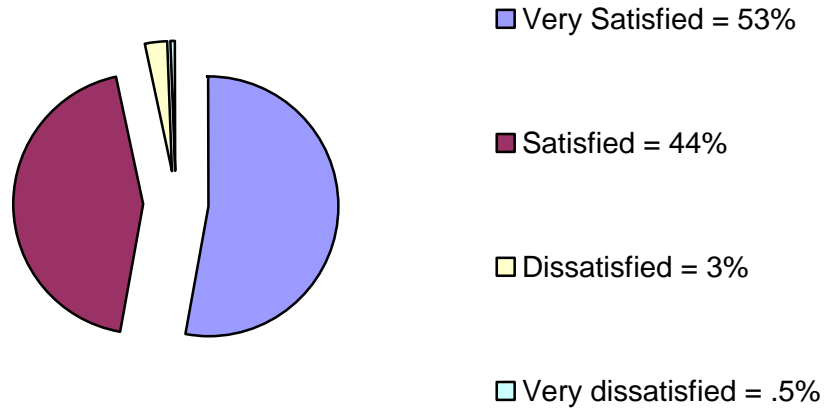
- Approximately 97% of the respondents were “Satisfied” (44%) or “Very Satisfied” (53%) with the knowledge/skills gained in their current enrollment class.
- On three questions concerning counseling and advising, written information, and registration procedures for concurrent enrollment approximately 90% of the respondents were “Satisfied” (60%) or “Very Satisfied” (30%).
- Approximately 66% of the respondents felt their concurrent enrollment class was harder (48%) or “Much Harder” (18%) than regular high school courses.
- After high school 10% of these students say they definitely plan to attend STCC and an additional 28% say they may attend STCC.
- Only approximately 13% of the respondents say they plan on earning a certificate (2%) or an Associate Degree (11%) as their first degree after high school.

Conclusion:

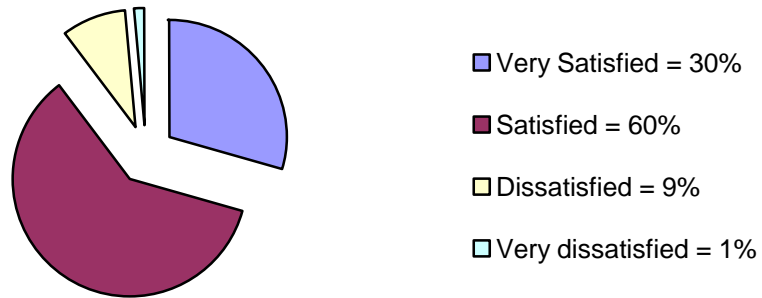
From the student’s perspective the quality of the concurrent enrollment program is quite high. While individual divisions may want to look at how hard the students found their courses to be, overall the vast majority of students are quite satisfied with the knowledge and skills they are gaining in these classes. Similarly the counseling and advising, written material, and registration procedures for these courses are meeting the needs of 90% of the respondents.

While the concurrent enrollment program may be valuable in terms of the service it provides the students and the community, and necessary program linkages and funds it generates for the college, its value as a feeder program for continuing students is limited. Only 13% of these concurrent enrollment students plan to begin their college experience by earning a certificate or Associate Degree, and not all of these students plan to attend STCC. Many of the 40% of the respondents who say they will or may attend STCC will be seeking an unknown number of courses for transfer to 4-year colleges or Universities. Subsequent analysis and a refinement of the survey instrument are needed to provide more accurate projections of the link between concurrent enrollment and later enrollment at STCC.

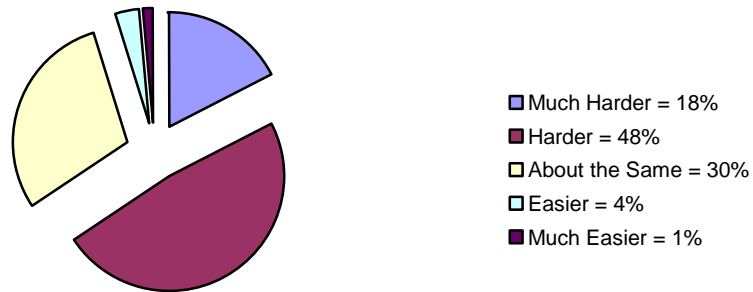
How satisfied are you with the knowledge/skills you have gained in this class?



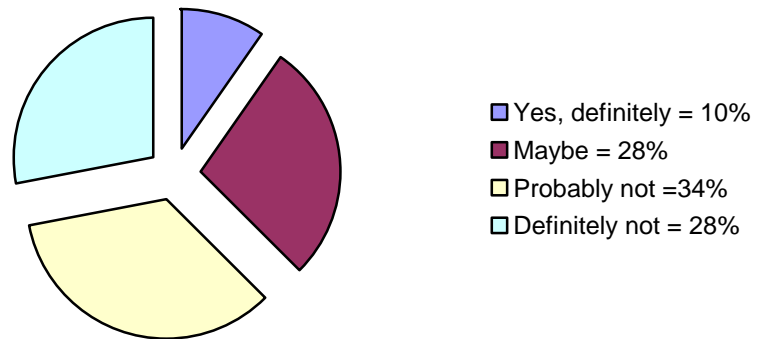
Student Satisfaction with services
(Combination of questions about counseling/advising, written material, and registration)



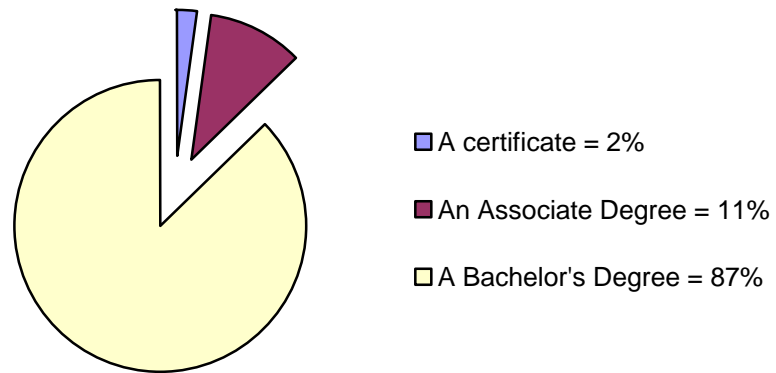
Compared to regular high school courses, this Concurrent Enrollment Course is



After high school, do you plan to enroll in STCC?



When you enter college what degree do you plan to earn first?



How satisfied are you with the counseling or advising you received about concurrent enrollment?

Response	Frequency	Percent	Cumulative Percent
Very Satisfied	175	28.3%	28.3%
Satisfied	380	61.5%	89.8%
Dissatisfied	55	8.9%	98.7%
Very Dissatisfied	8	1.3%	100%
Valid Total	618	100%	
N.A. and Missing	23		
Total	641		

How satisfied are you with the written information you received about concurrent enrollment?

Response	Frequency	Percent	Cumulative Percent
Very Satisfied	147	23.8%	23.8%
Satisfied	378	61.3%	85.1%
Dissatisfied	80	13.0%	98.1%
Very Dissatisfied	12	1.9%	100%
Valid Total	617	100%	
N.A. and Missing	24		
Total	641		

How satisfied are you with the knowledge/skills you have gained in this class?

Response	Frequency	Percent	Cumulative Percent
Very Satisfied	333	52.7%	52.7%
Satisfied	278	44.0%	96.7%
Dissatisfied	18	2.8%	99.5%
Very Dissatisfied	3	0.5%	100%
Valid Total	632	100%	
N.A. and Missing	9		
Total	641		

**How satisfied are you with the registration procedure for this
Concurrent Enrollment Class?**

Response	Frequency	Percent	Cumulative Percent
Very Satisfied	226	36.3%	36.3%
Satisfied	360	57.8%	94.1%
Dissatisfied	31	5.0%	99.0%
Very Dissatisfied	6	1.0%	100%
Valid Total	623	100%	
N.A. and Missing	18		
Total	641		

**Compared to regular high school courses, this Concurrent
Enrollment Course is**

Response	Frequency	Percent	Cumulative Percent
Much Harder	109	17.5%	17.5%
Harder	300	48.1%	65.5%
About the Same	185	29.6%	95.2%
Easier	22	3.5%	99%
Much Easier	8	1%	100.0%
Valid Total	624	100%	
N.A. and Missing	17		
Total	641		

Compared to other Concurrent Enrollment Course you have taken this one is

Response	Frequency	Percent	Cumulative Percent
Much Harder	48	10.3%	10.3%
Harder	131	28.2%	38.5%
About the Same	212	45.6%	84.1%
Easier	64	13.8%	98%
Much Easier	10	2%	100.0%
Valid Total	465	100%	
N.A. and Missing	176		
Total	641		

At this time, what year are you in school?

Response	Frequency	Percent	Cumulative Percent
Sophomore	15	2.4%	2.4%
Junior	333	52.3%	54.6%
Senior	289	45.4%	100.0%
Valid Total	637	100%	
Missing	4		
Total	641		

After high school, do you plan to enroll in STCC?

Response	Frequency	Percent	Cumulative Percent
Yes, definitely	62	9.8%	9.8%
Maybe	177	27.9%	37.6%
Probably not	217	34.2%	71.8%
Definitely not	179	28.2%	100%
Valid Total	635	100%	
Missing	6		
Total	641		

What type of high school graduation plan are you following?

Response	Frequency	Percent	Cumulative Percent
Distinguished Achievement Program	411	66.7%	66.7%
Recommended High School Program	194	31.5%	98.2%
Minimum Graduation Plan	11	1.8%	100%
Valid Total	616	100%	
Missing and I'm not sure/don't know	25		
Total	641		

When do you plan to start college?

Response	Frequency	Percent	Cumulative Percent
This Summer	63	9.9%	9.9%
Next Fall	272	42.7%	52.6%
After next Christmas	13	2.0%	55%
More than a year from now	275	43%	97.8%
I plan to join the military before college.	13	2.0%	100%
I do not plan to attend college	1	0%	100.0%
Valid Total	637	100%	
Missing	4		
Total	641		

When you enter college what degree do you plan to earn first?

Response	Frequency	Percent	Cumulative Percent
A certificate (less than a 2-year program)	14	2.2%	2.2%
An Associate Degree (a 2-year program)	66	10.5%	12.7%
A Bachelor's Degree	551	87.3%	100%
Valid Total	631	100%	
Missing	10		
Total	641		

What is the highest degree you plan to earn?

Response	Frequency	Percent	Cumulative Percent
A certificate (less than a 2-year program)	4	0.6%	0.6%
An Associate Degree (a 2-year program)	12	1.9%	3%
A Bachelor's Degree (a 4-year program)	118	19%	21.3%
A Master's Degree	298	47.5%	69%
A Post-Graduate Degree (Ph.D., M.D., etc.)	196	31%	100.0%
Valid Total	628	100%	
Missing	13		
Total	641		

After high school, do you plan to enroll in STCC?

When do you plan to start college?	Yes, definitely		Maybe		Probably not		Definitely not		Total Count
	Count	Percent	Count	Percent	Count	Percent	Count	Percent	
This Summer	19	30.2%	23	36.5%	12	19.0%	9	14.3%	63
Next Fall	29	10.7%	61	22.6%	91	33.7%	89	33.0%	270
After next Christmas	1	7.7%	4	30.8%	4	30.8%	4	30.8%	13
More than a year from now	12	4.4%	84	30.9%	104	38.2%	72	26.5%	272
I plan to join the military before college.	1	7.7%	3	23.1%	4	30.8%	5	38.5%	13
Missing			2	50.0%	2	50.0%			4
Total	62	9.8%	177	27.9%	217	34.2%	179	28.2%	635

After high school, do you plan to enroll in STCC?

What type of high school graduation plan are you following?	Yes, definitely		Maybe		Probably not		Definitely not		Total Count
	Count	Percent	Count	Percent	Count	Percent	Count	Percent	
Minimum Graduation Plan	7	63.6%	2	18.2%	1	9.1%	1	9.1%	11
Recommended High School Program	24	12.6%	59	30.9%	57	29.8%	51	26.7%	191
Distinguished Achievement Program	29	7.1%	108	26.5%	149	36.5%	122	29.9%	408
I'm not sure/don't know	2	11.1%	4	22.2%	8	44.4%	4	22.2%	18
Total	62	9.9%	173	27.5%	215	34.2%	178	28.3%	628

After high school, do you plan to enroll in STCC?

At this time, what year are you in school?	Yes, definitely		Maybe		Probably not		Definitely not		Total Count
	Count	Percent	Count	Percent	Count	Percent	Count	Percent	
Sophomore			6	42.9%	3	21.4%	5	35.7%	14
Junior	19	5.8%	105	31.8%	124	37.6%	82	24.8%	330
Senior	43	15.0%	63	22.0%	89	31.0%	92	32.1%	287
Total	62	9.8%	174	27.6%	216	34.2%	179	28.4%	631

After high school, do you plan to enroll in STCC?

What is the highest degree you plan to earn?	Yes, definitely		Maybe		Probably not		Definitely not		Total Count
	Count	Percent	Count	Percent	Count	Percent	Count	Percent	
A certificate (less than a 2 year program)	1	25.0%	2	50.0%			1	25.0%	4
An Associate Degree (a 2-year program)	7	58.3%	2	16.7%	2	16.7%	1	8.3%	12
A Bachelor's Degree (a 4-year program)	20	16.9%	35	29.7%	42	35.6%	21	17.8%	118
A Master's Degree	26	8.7%	92	30.9%	93	31.2%	87	29.2%	298
A Post-Graduate Degree (Ph.D., M.D., etc.)	7	3.6%	42	21.4%	79	40.3%	68	34.7%	196
Missing	1	14.3%	4	57.1%	1	14.3%	1	14.3%	7
Total	62	9.8%	177	27.9%	217	34.2%	179	28.2%	635

After high school, do you plan to enroll in STCC?

When you enter college what degree do you plan to earn first?	Yes, definitely		Maybe		Probably not		Definitely not		Total Count
	Count	Percent	Count	Percent	Count	Percent	Count	Percent	
A certificate (less than a 2 year program)	5	35.7%	6	42.9%	2	14.3%	1	7.1%	14
An Associate Degree (a 2-year program)	23	34.8%	25	37.9%	13	19.7%	5	7.6%	66
A Bachelor's Degree (a 4-year program)	33	6.0%	143	26.0%	202	36.7%	173	31.4%	551
Missing	1	25.0%	3	75.0%					4
Total	62	9.8%	177	27.9%	217	34.2%	179	28.2%	635